





## Barrier Cable Glands for All Types of Armoured Cables

# CENTAURUS-A



Technical Details			
<b>Material</b>	<b>Body, Cap</b>	Brass, Brass Nickel Plated, Stainless Steel 316L	
	<b>Inner Part</b>	Brass, Brass Nickel Plated, Stainless Steel 316L	
	<b>Seal</b>	Silicone	
	<b>O-ring</b>	Silicone	
<b>Ingress Protection Rating</b>	IP 68 - 5 Bar, 30 min IP 66		
<b>Operating Temperature</b>	<b>Seal Material</b>	<b>Silicone</b>	
		-60°C to +60°C	
<b>Service Temperature</b>	<b>Seal Material</b>	<b>Silicone</b>	
		-60°C to +100°C	
<b>Equipment For</b>	Gas & Dust potentially explosive atmospheres		
<b>Suitable for use in</b>	Group II	Gas Group IIC	ZONE1/ZONE2
	Group III	Dust Group IIIC	ZONE21/ZONE 22
	Ex II 2GD - Ex db IIC Gb Ex eb IIC Gb Ex tb IIIC Db		
<b>Equipment Marking</b>	Ex II 2GD - Ex db IIC Gb Ex eb IIC Gb Ex tb IIIC Db		
<b>Marking Example *</b>	BMD KBCTA.. CE 0722  II 2GD Ex db IIC Gb Ex eb IIC Gb Ex tb IIIC Db Ta -60°C to +60°C IP66/68 CESI 17 ATEX 007X IECEx CES 17.0029X		
<b>Thread Type</b>	<ul style="list-style-type: none"> <li>• Metric (M) ISO Pitch 1,5</li> <li>• NPT (N) ANSI ASME B1.20.1</li> <li>• Other thread types also available upon request.</li> </ul>		
<b>Cable Type</b>	SWA - SWB - STA - Shielded		
<b>Accessories</b>	<ul style="list-style-type: none"> <li>• Lock nuts</li> <li>• Gaskets (Washers)</li> <li>• Serrated Washers</li> <li>• Shrouds</li> <li>• Earth tags</li> </ul>		
<b>Remarks</b>	<ul style="list-style-type: none"> <li>• O-ring available in Metric outer threads.</li> <li>• Accessories must be ordered separately.</li> </ul>		
<b>Approvals</b>	<b>Certificate Number</b>	<b>Standards</b>	
	CESI 17 ATEX 0007X	EN 60079-0:2012+A11:2013 EN 60079-1:2014 EN 60079-7:2015 EN 60079-31:2014	
	IECEx CES 17.0029X	IEC 60079-0:2011 Edition:6 IEC 60079-1:2014 Edition:7 IEC 60079-31:2013 Edition:2 IEC 60079-7:2015-08 Edition:5	
	№ TC RU C-TR.AA87.B.00941	ГОСТ 31610.0-2014 ГОСТ IEC 60079-1:2013 ГОСТ IEC 60079-31:2013	

-For more information see our webpage.


\* The standard marking consists ATEX & IECEx only. Marking acc. to other standards on request.



Order Coding							
Part Number	Material	Seal	- Gasket (Washer)	Serrated Washer	Lock Nut	Shroud	Earth Tag
Mandatory	Mandatory	Mandatory	- Option	Option	Option	Option	Option
See table	B Brass BN Brass Nickel plated X Stainless Steel 316L	S Silicone	- WS Silicone WF Fiber	WSR Serrated washer	L Lock nut	S Shroud	E Earth tag
Example							
KBACTA3M	BN	S	- WS	WSR	L	S	E

# CENTAURUS-A

## Barrier Cable Glands for All Types of Armoured Cables



Thread Type **METRIC** acc. to ISO 965-3

Outer Thread Size (Male)	Clamping Range Ø min-max mm	Over Conductors max Ø mm	Armour Wire max Ø mm	Outer Thread Length TL mm	Cap		Spanner Width		Outer Ø D mm	max. Height H mm	Part Number	Needed Barrier Compound Mixture Per Pcs. (g)
					SW Cap mm	SW Lower Body mm	Upper Body	Lower Body				
M20x1,5	6,0 - 13,0	9,5	1,3	16,0	25	25	25	25	27,0	63,5	KBCTA1SM	7
	8,0 - 15,0	9,5	1,3	16,0	25	25	25	25	27,0	63,5	KBCTA1M	7
	13,5 - 21,0	12,0	1,3	16,0	30	30	30	30	33,0	65,0	KBCTA1LM	9
M25x1,5	8,0 - 15,0	9,5	1,3	16,0	25	25	30	30	33,0	63,5	KBCTA2SM	7
	13,5 - 21,0	12,0	1,3	16,0	30	30	30	30	33,0	65,0	KBCTA2M	9
	18,0 - 27,0	15,0	1,6	16,0	40	40	40	40	44,5	72,5	KBCTA2LM	20
M32x1,5	18,0 - 27,0	15,0	1,6	16,0	40	40	40	40	44,5	72,5	KBCTA3M	20
	23,0 - 33,0	21,5	1,6	16,0	43	43	43	43	47,0	74,5	KBCTA3LM	31
M40x1,5	23,0 - 33,0	21,5	1,6	16,0	43	43	45	45	50,0	74,5	KBCTA4SM	31
	29,0 - 40,0	29,0	2,0	16,0	50	50	50	50	55,5	82,5	KBCTA4M	60
M50x1,5	29,0 - 40,0	29,0	2,0	16,0	50	50	55	55	61,0	82,5	KBCTA5SM	60
	35,0 - 48,0	37,0	2,5	16,0	58	58	58	58	64,0	90,5	KBCTA5M	90
M63x1,5	35,0 - 48,0	37,0	2,5	20,0	58	58	68	68	75,0	90,5	KBCTA6SM	90
	42,0 - 56,0	46,0	2,5	20,0	75	75	75	75	83,0	120,0	KBCTA6M	193
M75x1,5	42,0 - 56,0	46,0	2,5	20,0	75	75	80	80	89,0	120,0	KBCTA7SM	193
	54,0 - 70,0	58,0	3,2	20,0	100	100	100	100	110,5	126,0	KBCTA7M	337
M90x1,5	54,0 - 70,0	58,0	3,2	20,0	100	100	100	100	110,5	126,0	KBCTA8M	337

\*Barrier compound is served as 50 g standard.

Thread Type **NPT** acc. to ANSI ASME B1.20.1

Outer Thread Size (Male)	Clamping Range Ø min-max mm	Over Conductors max Ø mm	Armour Wire max. Ø mm	Outer Thread Length TL mm	Cap		Spanner Width		Outer Ø D mm	max. Height H mm	Part Number	Needed Barrier Compound Mixture Per Pcs. (g)
					SW Cap mm	SW Lower Body mm	Upper Body	Lower Body				
NPT 1/2	6,0 - 13,0	9,5	1,3	21,0	25	25	25	25	27,0	63,5	KBCTA1SN	7
	8,0 - 15,0	9,5	1,3	21,0	25	25	25	25	27,0	63,5	KBCTA1N	7
	13,5 - 21,0	12,0	1,3	21,0	30	30	30	30	33,0	65,0	KBCTA1LN	9
NPT 3/4"	8,0 - 15,0	9,5	1,3	21,0	25	25	30	30	33,0	63,5	KBCTA2SN	7
	13,5 - 21,0	12,0	1,3	21,0	30	30	30	30	33,0	65,0	KBCTA2N	9
	18,0 - 27,0	15,0	1,6	21,0	40	40	40	40	44,5	72,5	KBCTA2LN	20
NPT 1"	18,0 - 27,0	15,0	1,6	26,0	40	40	40	40	44,5	72,5	KBCTA3N	20
	23,0 - 33,0	21,5	1,6	26,0	43	43	43	43	47,0	74,5	KBCTA3LN	31
NPT 1 1/4"	23,0 - 33,0	21,5	1,6	28,0	43	43	45	45	50,0	74,5	KBCTA4SN	31
	29,0 - 40,0	29,0	2,0	28,0	50	50	50	50	55,5	82,5	KBCTA4N	60
NPT 1 1/2"	29,0 - 40,0	29,0	2,0	28,0	50	50	55	55	61,0	82,5	KBCTA5N	60
NPT 2"	35,0 - 48,0	37,0	2,5	28,0	58	58	65	65	72,0	90,5	KBCTA6N	90
NPT 2 1/2"	42,0 - 56,0	46,0	2,5	41,0	75	75	80	80	89,0	120,0	KBCTA7N	193
NPT 3"	54,0 - 70,0	58,0	3,2	43,0	100	100	100	100	110,5	126,0	KBCTA8N	337

\*Barrier compound is served as 50 g standard.